

G E M S T O N E

	2002	2003	2004	2005	2006
					Gram
<u>Production</u>					
Central Region					
Kanchanaburi	319,450	143,128	182,270	139,766	16,112
Total Production	319,450	143,128	182,270	139,766	16,112
Value (Million Baht)	n.a.	n.a.	n.a.	n.a.	n.a.
<u>Consumption</u>					
Domestic	319,450	143,168	182,270	139,826	16,112
Value (Million Baht)	n.a.	n.a.	n.a.	n.a.	n.a.

G L A S S S A N D

Tonnes

	2002	2003	2004	2005	2006
--	------	------	------	------	------

Production

Central Region

Chanthaburi	168,645	252,880	163,095	274,920	247,017
Rayong	434,919	1,041,049	424,560	442,000	612,330
Trat	177,450	-	-	1,000	2,100

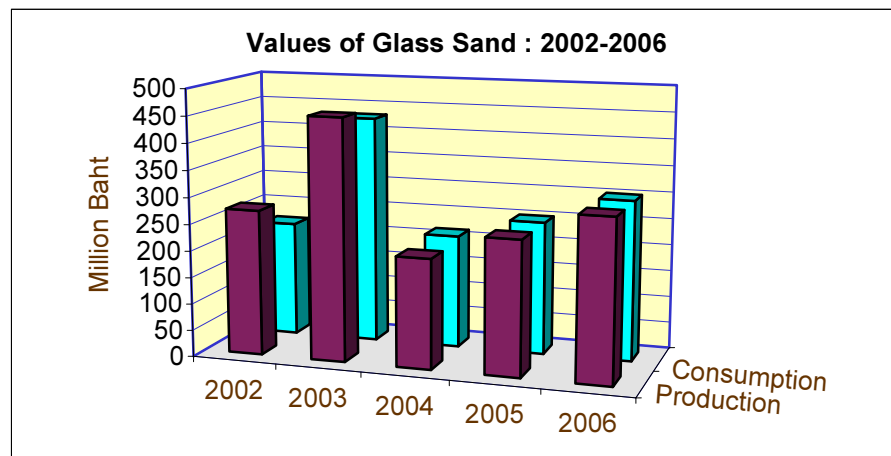
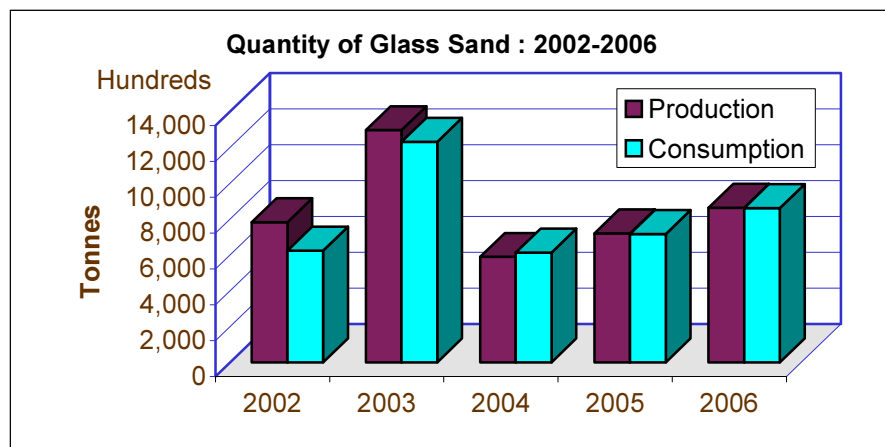
Southern Region

Chumphon	-	-	-	400	400
----------	---	---	---	-----	-----

Total Production	781,014	1,293,929	587,655	718,320	861,847
Value (Million Baht)	273.4	452.9	205.7	251.4	301.7

Consumption

Domestic	622,100	1,228,813	611,390	715,010	859,260
Value (Million Baht)	217.7	430.1	214.0	250.3	300.7



G N E I S S

	Tonnes				
	2002	2003	2004	2005	2006
<u>Production</u>					
Central Region					
Prachuap Khiri Khan	-	105	-	-	270
Total Production	-	105	-	-	270
Value (Million Baht)	-	0.4	-	-	1.1
<u>Consumption</u>					
Domestic	-	-	-	-	43
Value (Million Baht)	-	-	-	-	0.2

G O L D

	Gram				
	2002	2003	2004	2005	2006
<u>Production</u>					
Northern Region					
Phichit	4,949,637	4,442,472	4,509,610	4,393,058	3,470,000
Total Production	4,949,637	4,442,472	4,509,610	4,393,058	3,470,000
Value (Million Baht)	2,116.0	2,154.1	2,371.6	2,551.9	2,546.0
<u>Export</u>					
Australia / Oceania					
Australia	4,948,000	4,309,000	4,504,500	4,391,000	-
Hong Kong	-	-	-	-	3,470,000
Total Export	4,948,000	4,309,000	4,504,500	4,391,000	3,470,000
Value (Million Baht)	2,115.3	2,082.3	2,368.6	2,550.8	2,545.9
<u>Consumption</u>					
Domestic	1,637	6,145	2,075	2,058	-
Value (Million Baht)	0.7	3.0	1.1	1.1	-

G R A N I T E

Cubic meter

	2002	2003	2004	2005	2006
--	------	------	------	------	------

Production

1. Dimension Stone

Northern Region

Chiang Rai	10	-	-	-	-
Kamphaeng Phet	-	100	60	-	-
Nakhon Sawan	139	605	717	666	563
Phetchabun	110	120	120	50	-
Tak	5,751	6,971	7,480	8,544	6,756

Northeastern Region

Loei	-	3	3	90	-
Nakhon Ratchasima	-	141	110	-	-

Central Region

Cha Choeng Sao	70	804	1,713	1,277	832
Nakhon Nayok	-	60	60	100	50
Pechaburi	150	-	-	-	-
Prachuap Khiri Khan	916	972	770	512	-
Ratchaburi	451	90	36	107	120

Total Production	7,597	9,866	11,069	11,346	8,321
Value (Million Baht)	34.2	44.4	51.6	53.4	41.6

2. Industrial Rock

Northern Region

Tak	73,000	38,000	70,000	38,000	76,000
-----	--------	--------	--------	--------	--------

Central Region

Cha Chaeng Sao	95,558	122,891	117,404	141,243	160,706
Chon Buri	1,102,166	1,414,843	2,055,943	2,059,601	1,812,778
Kanchangburi	245,000	29,000	-	3,000	3,000
Prachuap Khiri Khan	161,789	52,685	59,662	65,774	70,398
Rayong	228,588	391,920	640,745	865,199	999,572

Southern Region

Nakhon Si Thammarat	3,000	-	4,700	-	-
Narathiwat	800,834	376,795	576,241	610,843	615,311
Pattani	83,714	71,442	6,226	-	-
Phangnga	11,637	2,500	19,522	138,180	173,702
Songkhla	564,218	606,932	604,751	574,093	551,086

Total Production	3,369,504	3,107,008	4,155,194	4,495,933	4,462,553
Value (Million Baht)	337.0	310.7	415.5	449.6	446.3

G R A N I T E

cont.

Tonnes

	2002	2003	2004	2005	2006
--	------	------	------	------	------

Export

Industrial Rock

Europe

Netherlands	-	1,176	-	-	-
Total Export	-	1,176	-	-	-
Value (Million Baht)	-	0.1	-	-	-

Consumption

Domestic

1. Dimension Stone	9,935*	8,917*	10,589*	10,741*	8,532*
Value (Million Baht)	44.7	40.1	50.0	50.7	42.7
2. Industrial Rock	3,185,010	3,066,219	4,107,522	4,664,860	4,455,694
Value (Million Baht)	318.5	306.6	410.8	466.5	445.6
Import (Dimension stone)	111,842	114,482	118,967	135,030	158,806
Value (Million Baht)	344.9	516.5	533.7	614.8	664.0

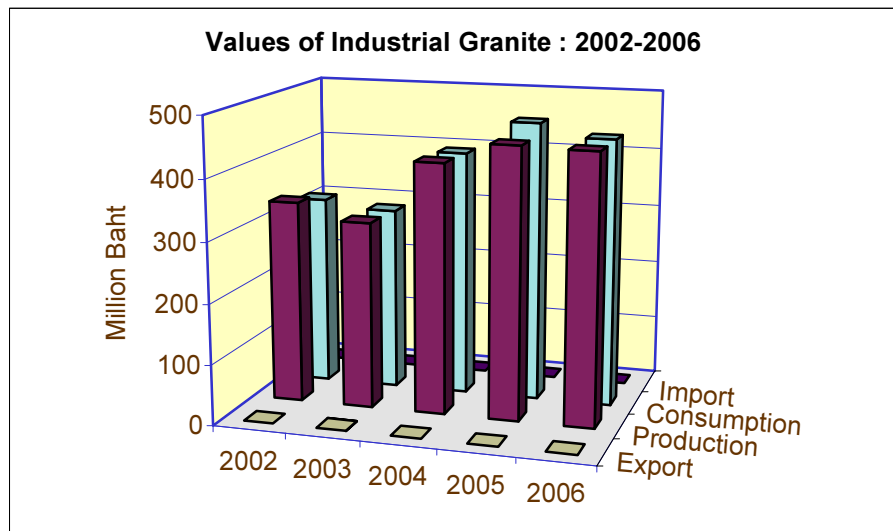
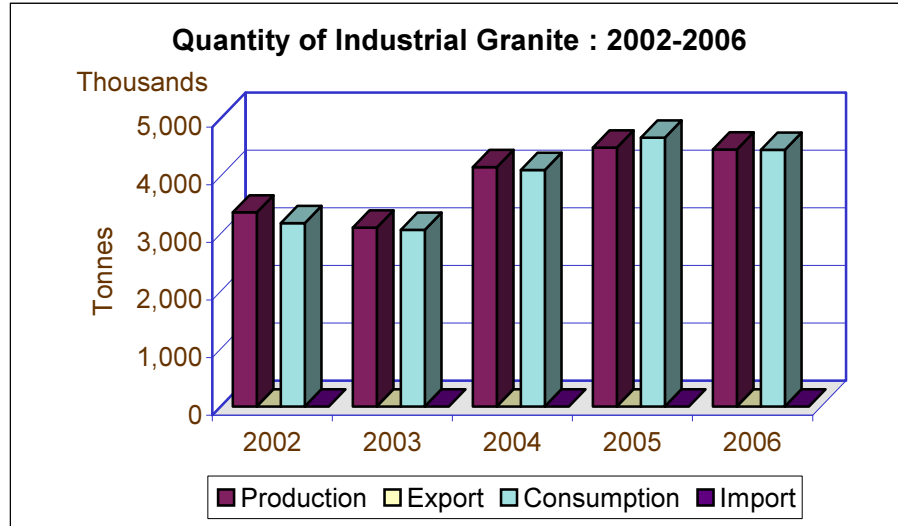
* unit : cubic meter

GRANITE

cont.

Tonnes

	2002	2003	2004	2005	2006
--	------	------	------	------	------



GRAVEL

	Tonnes				
	2002	2003	2004	2005	2006
<u>Export</u>					
Asia					
Malaysia	-	-	730	1,079	191
Singapore	-	-	533	621	189
Total Export	-	767	1,263	1,700	380
Value (Million Baht)	-	4.7	5.2	6.2	1.6

G R A Y W A C K E

	Tonnes				
	2002	2003	2004	2005	2006
<u>Production</u>					
Central Region					
Chanthaburi	-	17,208	239,190	275,550	296,059
Trat	-	-	-	103,200	255,400
Total Production	-	17,208	239,190	378,750	551,459
Value (Million Baht)	-	1.2	16.7	26.5	38.6
<u>Consumption</u>					
Domestic	-	-	241,340	344,250	508,759
Value (Million Baht)	-	-	16.9	24.1	35.6

G Y P S U M

	Tonnes				
	2002	2003	2004	2005	2006
<u>Production</u>					
Northern Region					
Nakhon Sawan	1,687,264	1,874,436	1,866,839	1,929,899	1,901,482
Phichit	212,285	220,450	227,950	470,461	496,081
Southern Region					
Nakhon Si Thammarat	1,112,937	1,449,384	1,325,191	1,515,821	1,622,859
Surat Thani	3,313,105	3,746,897	4,199,225	3,196,892	4,334,479
Total Production	6,325,591	7,291,167	7,619,205	7,113,073	8,354,901
Value (Million Baht)	2,997.2	3,432.1	3,698.6	3,700.4	4,208.6
<u>Export</u>					
1. Ground					
Asia					
India	-	60	-	-	-
Indonesia	-	20	21	-	24
Japan	1,749	830	1,624	740	1,844
Korea, south	-	-	-	-	3
Malaysia	42	82	120	144	24
Myanmar	41	42	192	96	96
Si Lanka	-	-	-	-	79
Taiwan	2,330	1,605	1,476	1,085	280
Turkey					15
Australia / Oceania					
Australia	1,071	684	694	646	321
North America					
U.S.A.	20	-	-	-	-
Total Export	5,253	3,323	4,127	2,711	2,686
Value (Million Baht)	16.1	9.2	11.2	7.9	9.1

G Y P S U M

cont.

Tonnes

	2002	2003	2004	2005	2006
2. Underground					
Asia					
Bangladesh	226,032	261,120	282,080	270,240	249,220
Brunei	13,200	6,600	12,600	13,200	13,200
China	11,000	15,000	-	-	31,500
Hong Kong	-	-	49,550	6,000	6,000
India	22,000	7,700	-	40,500	404,461
Indonesia	1,074,675	1,052,350	1,143,090	1,106,820	1,162,315
Japan	653,365	1,092,966	992,300	758,250	890,560
Korea,South	491,900	507,600	361,700	138,000	243,400
Kuwait	49,500	-	-	-	-
Malaysia	604,675	864,944	873,493	714,757	913,597
Philippines	112,500	139,280	183,000	173,600	116,000
Singapore	40,750	13,110	94,290	30,100	8,700
Sri Lanka	22,875	51,650	54,450	74,450	58,170
Taiwan	438,200	423,550	536,850	494,550	405,520
Vietnam	550,400	645,600	717,255	695,709	745,520
Africa					
La Reunion	9,000	9,900	-	-	-
Madagascar	-	-	11,000	8,000	-
New Caledonia	-	-	-	4,000	2,750
South Africa	-	9,900	9,600	-	19,900
Australia / Oceania					
Australia	9,900	16,000	-	-	16,618
Fiji	-	-	-	-	21,450
Total Export	4,103,940	4,856,150	5,039,178	4,257,936	5,308,881
Value(Million Baht)	2,041.7	2,338.0	2,421.6	2,372.6	2,618.8
<u>Consumption</u>					
Domestic	1,982,953	2,166,781	2,219,322	2,524,257	2,589,598
Value (Million Baht)	940.3	1,016.8	1,073.9	1,319.2	1,307.1
Import	181	353	218	39,349	3,745
Value (Million Baht)	2.0	4.0	3.1	14.3	6.3

GYPSUM

cont.

Tonnes

2002

2003

2004

2005

2006

